



## IXIO-DT1

MOTION AND PRESENCE SENSOR  
FOR AUTOMATIC SLIDING DOORS

### LEARN MORE



click or scan

### TECHNOLOGY



### CERTIFICATIONS



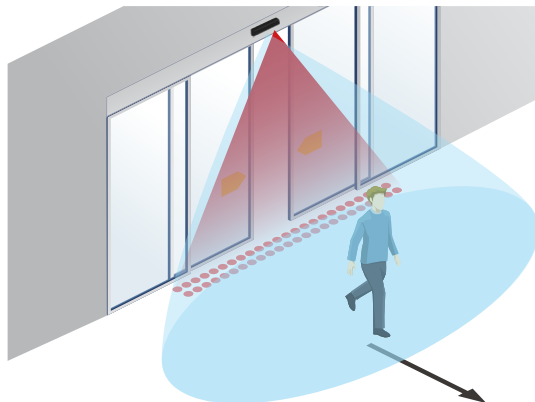
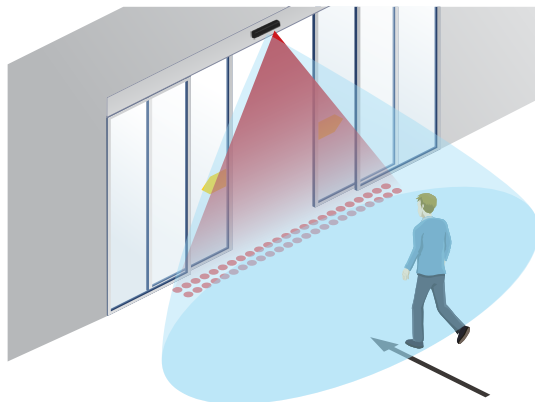
### DESCRIPTION

BEA's **IXIO-DT1** is a dual technology motion and presence sensor, combining microwave activation and infrared presence detection for the automatic sliding door industry.

This solution is highly flexible and user-friendly for sliding doors, industrial doors, vehicle gate detection and off-door automation.

The **IXIO-DT1** can be adjusted into ANSI compliance and has earned a comprehensive list of credentials and certifications, including FCC and IP54.

The **IXIO-DT1** ensures convenience, safety and energy efficiency for BEA customers and end users.



### Energy Efficient

Ten microwave activation sensitivity settings and three infrared safety immunity settings

### Precise Presence Detection

Two 24-spot, high-density, infrared safety curtains providing precise presence detection

### Easily Adjustable

Four visible red alignment spots are projected on the ground to assist in precise IR curtain adjustment

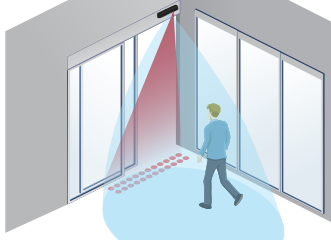
### Ease of Setup

Intelligent programming and troubleshooting via a menu-driven LCD

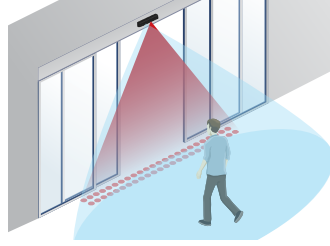
### Standards Compliant

Fully monitored internally, capable of external monitoring

## APPLICATIONS



Single Slide



Dual Slide



Dual Slide With Side Lite Protection

## TECHNICAL SPECIFICATIONS

### TECHNOLOGY / PERFORMANCE

|                                  |   |   |
|----------------------------------|---|---|
| <b>Detection mode:</b>           | Motion<br>minimum detection speed: 2 in/s   | Presence<br>typical response time: < 200 ms<br>(max: 500 ms)  |
| <b>Technology:</b>               | Microwave doppler radar<br>Transmitter frequency: 24.150 GHz<br>Transmitter radiated power:<br>< 20 dBm EIRP<br>Transmitter power density: < 5 mW/cm <sup>2</sup>   | Active infrared with background<br>analysis<br>Spot: 2" x 2" (typ)<br>Number of spots: max. 24 per curtain<br>Number of curtains: 2 |
| <b>Mounting height:</b>          | 6'6" – 11'6"<br><br>local regulations may impact acceptable mounting height (pedestrian applications only)  |   |
| <b>Sensor temperature range:</b> | -13 – 131 °F *<br>0 – 95% relative humidity, non-condensing<br><br>LCD screen is operational from 14 – 131 °F.<br>The sensor may still be programmed in colder temperatures, but with the remote control. |   |

### ELECTRICAL

|                               |   |
|-------------------------------|---|
| <b>Output</b>                 |   |
| Relay 1                       | Electromechanical relay (potential and polarity free)<br>Max. contact current: 1 A<br>Max. contact voltage: 30 VAC<br>Adjustable hold time: 0.5 – 9 s |
| Relay 2                       | Solid-state relay (potential and polarity free)<br>Max. contact current: 100 mA<br>Max. contact voltage: 42 VDC / 30 VAC                              |
| <b>Test/Monitoring input:</b> | Sensitivity:<br>Low: < 1 V<br>High: > 10 V (max. 30 V)<br><br>Response time on test request: typical < 5 ms   |
| <b>Supply voltage:</b>        | 12 – 24 VAC ±10%<br>12 – 30 VDC ±10%<br><br>to be operated from SELV-compatible power supplies only   |
| <b>Power consumption:</b>     | < 2.5 W   |
| <b>Noise:</b>                 | < 70 dB   |











### PHYSICAL

|                              |      |
|------------------------------|------|
| <b>Degree of protection:</b> | IP54 |
|------------------------------|------|

### COMPLIANCE

|                           |  |
|---------------------------|--|
| <b>FCC certification:</b> | FCC: G9B-100606<br>IC: 4680A-100606  |
| <b>Compliance:</b>        | ISO 13849 PL «c» CAT. 2<br>(under the condition that the door control system monitors the sensor at least once per door cycle) |

## PRODUCT SERIES

|   |  |   |
|---|--|---|
|  <p><b>10IXIODT1</b><br/>Dual technology sensor</p>   |  <p><b>10IMB</b><br/>Mounting bracket adapter</p> |  <p><b>10OURA</b><br/>Universal rain accessory</p>   |
|  <p><b>10CDA</b><br/>Curved door accessory</p>  |  <p><b>10XIOSPACER</b><br/>Spacer</p>             |  <p><b>10ICA</b><br/>Flush mount ceiling adapter</p> |
|  <p><b>10RETROFITSPACER</b><br/>Retrofit Spacer Kit - includes spacer, 2.5" harness, and 9" harness</p> |  <p><b>20.5302</b><br/>Retrofit harness</p>     |  <p><b>35.1609</b><br/>Black replacement cover</p> |
|  <p><b>10REMOTE</b><br/>BEA universal remote control</p>  |  |   |

**DISCLAIMER** Information is supplied upon the condition that the persons receiving it will make their own determination as to its suitability for their purposes prior to use. In no event will BEA be responsible for damages of any nature whatsoever resulting from the use of or reliance upon information from this document or the products to which the information refers. BEA has the right without liability to change descriptions and specifications at any time.

WWW.BEASENSORS.COM



**Erich Industries, Inc.**  
DoorSensors.com Division  
sales@DoorSensors.com  
800-882-5839

A Halma company